

## **DataView<sup>®</sup>** Software platform for data processing



### **QUALI<sup>STAR</sup>+** Energy analysers

C.A 6116N & C.A 6117 electrical installation testers

PEL100 power and energy loggers

C.A 6543, C.A 6547 & C.A 6549 megohmmeters

C.A 8230 & C.A 8220 power analysers

C.A 6470N, C.A 6471 & C.A 6472 earth and resistivity testers

F407 & F607 power and harmonics clamps

C.A 6240, C.A 6250 & C.A 6292 micro-ohmmeters

C.A 6417 earth clamp

Simple Logger II models

DTR 8510 ratiometer

*Measure up*





# DataView®

## Software platform for data processing

### DataView®

- ✓ Configuration of instruments connected to a PC or via Bluetooth
- ✓ Recovery of the measurement data stored in the instrument
- ✓ Backup of measurement files
- ✓ Opening of backup files
- ✓ Processing and creation of reports
- ✓ Export into Excel spreadsheets
- ✓ Export in .pdf format
- ✓ Database management

#### SLII

> Simple Logger II L562, CL601, L101, L102, L111, ML912, L261, L481, ML914, AL834, L322, L432 and L642

#### DTR

> DTR 8510 ratiometer

#### MOT

> C.A 6240  
C.A 6250  
C.A 6292  
micro-ohmmeters

#### PEL Transfer

> PEL102, PEL103 & PEL105 power and energy loggers

- Multi-instrument network management
- Real-time display

#### Power Analyser Transfer 2

> Qualistar+ : C.A 8331, C.A 8333, C.A 8335, C.A 8336, C.A 8435

- Configuration of alarms
- Configuration of transients
- Configuration of trends
- Real-time display

#### GTC

> C.A 6417 earth clamp

- Instantaneous acquisition

**The measurements taken can also be processed by the multi-product expert processing software**

**DataView® automatically recognizes the instrument when it is hooked up to the PC and opens the corresponding menu. This menu, shown as a tree structure, gives users direct access to the data recorded in the instrument, its configuration, etc.**

**DataView® includes numerous predefined report templates for quick report generation in accordance with the applicable standards. Users can create their own templates as required.**

#### Power Analyser Transfer

> Qualistar C.A 8332B and C.A 8334B

- Configuration of alarms
- Configuration of transients
- Configuration of trends
- Real-time display

> F407 and F607 power and harmonics clamps

- Real-time display
- Bluetooth

> C.A 8220 and C.A 8230 power analysers

- Configuration of alarms
- Configuration of transients
- Configuration of trends
- Real-time display

#### GTT

> C.A 6470N, C.A 6471, C.A 6472 & C.A 6474 earth and resistivity testers

- Remote tests
- Instantaneous acquisition

#### ICT

> C.A 6116, C.A 6116N and C.A 6117 electrical installation testers

- Customization of measurement campaigns with transfer into the instrument
- Preparation of installation verification reports

#### MEG


> C.A 6543, C.A 6547, C.A 6549, C.A 6550 and C.A 6555 megohmmeters

- Activation of remote tests
- Real-time display
- DAR, PI and DD ratios
- Graphical plotting of the tests



# DataView®

## Software platform for data processing



### EN 50160 reports for the **QUALISTAR+** models

**The EN 50160 standard concerns voltage quality. With increasingly sensitive receivers and a network affected by disturbances due in particular to non-linear loads, it is crucial to check the quality of the voltage supplied.**

After proposing automatic configuration of your instrument and the measurement campaign to be run, the software offers comprehensive evaluation functions and drafts automatic reports in compliance with EN50160. The summary page summarizes the results of the campaign. It also includes the location, the conditions, the equipment used and information about the operator.



### DataView® is specified for

- Windows\* XP
- Vista
- Win 7
- Win 8/8.1.



\*You must have Administrator rights on the PC to install DataView®.

\*\*Windows® is a registered trade mark of Microsoft® Corporation

ICT reports in compliance with the applicable standards for installation testers

**ICT proposes to define the tree structure which will be used during the actual test campaign (Sites, Parts, Objects) and the tests to be performed for each of the items. Once the campaign has been defined, it can then be recorded in the instrument via the communication link.**

This saves significant time in the field. For report generation, in addition to the references of the customer site and the operator, it is possible to predefine the format of the report to be generated by DataView® by choosing in a list of existing templates which comply with the applicable standards: basic IEC 60204, IEC 60204-6, expert, etc. The report can also be customized.



**Connect your instrument to your PC very simply via:**

- the RS 232 interface
- the USB link
- Bluetooth

For information and ordering

**FRANCE**  
**Chauvin Arnoux**  
 190, rue Championnet  
 75876 PARIS Cedex 18  
 Tél : +33 1 44 85 44 85  
 Fax : +33 1 46 27 73 89  
 info@chauvin-arnoux.fr  
 www.chauvin-arnoux.fr

**UNITED KINGDOM**  
**Chauvin Arnoux Ltd**  
 Unit 1 Nelson Ct, Flagship Sq, Shaw Cross  
 Business Pk  
 Dewsbury, West Yorkshire - WF12 7TH  
 Tel: +44 1924 460 494  
 Fax: +44 1924 455 328  
 info@chauvin-arnoux.co.uk  
 www.chauvin-arnoux.com

**MIDDLE EAST**  
**CHAUVIN ARNOUX MIDDLE EAST**  
 P.O. BOX 60-154  
 1241 2020 JAL EL DIB - LEBANON  
 Tel: +961 1 890 425  
 Fax: +961 1 890 424  
 camie@chauvin-arnoux.com  
 www.chauvin-arnoux.com

