

# Measure temperature accurately

- 1 input with Pt 100 sensor
- Robust: protective shock-proof sheath

Measurement range	-50 °C to +200 °C
Resolution	0.1 °C
Accuracy	± 0.5 °C



- ✓ Choice of measurement unit: °C/°F
- ✓ Hold and Max functions
- ✓ Backlit 2000-ct display

### Operating conditions:

- Temperature: 0 to 50 °C
- Humidity: < 80 % RH

### Storing conditions:

- Temperature: -20 °C to +60 °C
- Humidity: < 80 % RH

**Power supply:** 1 x 9 V battery

**Dimensions:** 173 x 60.5 x 38 mm

**Mass:** 175 g

Supplied with  
Pt 100 sensor



<b>To order</b>	
<b>C.A 865</b> Pt 100 Thermometer	P01.6503.01Z

# C.A 865

Pt 100  
Thermometer


Contact  
Thermometry



Food Service  
Industry



HVAC systems



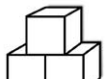
Production



Industrial  
Refrigeration



Electrical,  
Mechanical  
Maintenance



Storage



Logistics



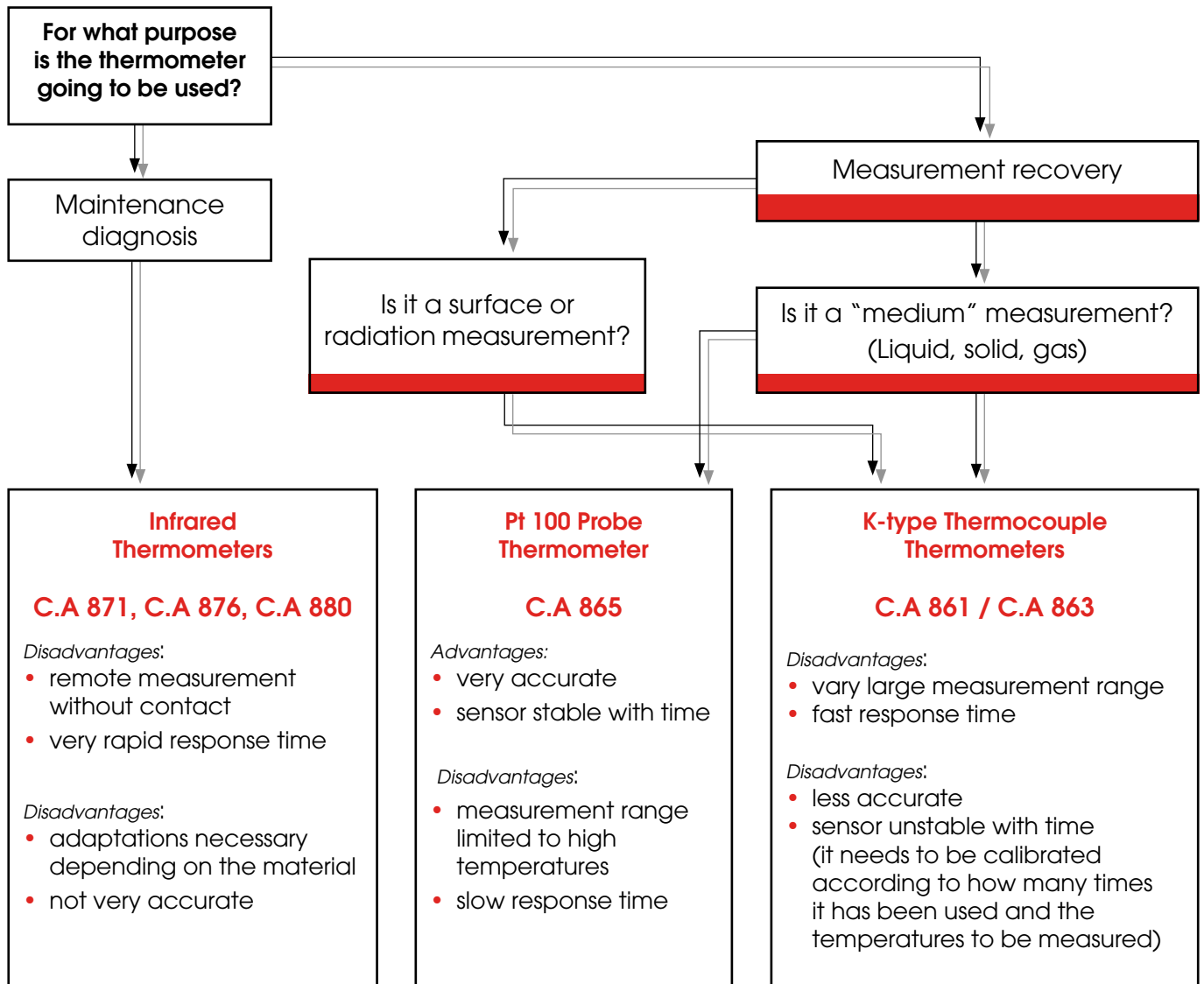
Museums,  
Libraries,  
Archives



Distribution

# How to choose a thermometer?

In order to determine which measurement instruments are best adapted to your needs, ask yourself the following questions:



## Some advice for making good measurements:

- ➔ **Measurements with a penetrating sensor:** the end of the sensor needs to penetrate into a medium that is at least 10 times its diameter.
- ➔ **Air temperature measurements:** do not place hand on the active part of the sensor to avoid heating or cooling it. It is not a problem if the air or gas is in movement. However, if the air is, as we say, "immobile" (ex: ambient temperature) shake the sensor for 10 to 20 seconds before making the measurement.
- ➔ **Surface temperature measurements:** it is preferable to use infrared technology thermometers for making measurements on insulating material surfaces (low thermal conductivity) such as plastic, wood, ceramic, cement, paper, etc. The surface of the material should be in good condition.